



School of Open Learning
(Campus of Open Learning)
University of Delhi

SOL Online Classes

Online Class join karne ke liye btaaye gaye steps ko follow kare...

Step 1 - SOL ki website <https://web.sol.du.ac.in> par jaaye.

School of Open Learning
(Campus of Open Learning)
University of Delhi

Student Login

About Us ▾ Academics ▾ Students ▾ CBCS ▾ Online Classes Library ▾ Placement Cell E Cell ICC Guest Faculty ▾

Dear Students, Online classes have been started. Please login to student dashboard to see the schedule and join the class. [Click Here to Report issue/feedback of Online](#)

STUDENT DASHBOARD **ONLINE CLASSES** **CBCS** **VIDEO CLASSES**

PLACEMENT **ACADEMICS** **LIBRARY** **PLEASE ASK**

Important Notices/Information [Archive](#)

- **SOL CLASSES - HOW TO JOIN CLASSES IN TEAMS APPLICATION** [20-05-2020]
- **Notice for online classes of B.A. (H) English 2nd and 3rd Year** [16-05-2020]
- **Notice for online classes of B.A.(H) and B.Com (H) 2nd and 3rd year students** [16-05-2020]
- **Notice Regarding online Classes schedule of B.A and B.Com. 2nd and 3rd year (Annual Mode).** [02-05-2020]
- **Placement Cell: Online support Associate/Executive - NIIT** [01-05-2020]
- **Notice of Online B.A.(P) AND B.Com 1st yr 2nd Semester Classes** [29-04-2020]
- **Notice regarding online Academic Counselling sessions (PCP classes)** [27-04-2020]

Important Resources and Contact Information



Step 2 – “Student Dashboard” par click kare.



STUDENT DASHBOARD



ONLINE CLASSES



CBCS



VIDEO CLASSES



PLACEMENT



ACADEMICS



LIBRARY



PLEASE ASK

Important Notices/Information

Archive

- SOL CLASSES - HOW TO JOIN CLASSES IN TEAMS APPLICATION [20-05-2020]
- Notice for online classes of B.A. (H) English 2nd and 3rd Year [16-05-2020]
- Notice for online classes of B.A.(H) and B.Com (H) 2nd and 3rd year students [16-05-2020]
- Notice Regarding online Classes schedule of B.A and B.Com. 2nd and 3rd year (Annual Mode). [02-05-2020]
- Placement Cell: Online support Associate/Executive - NIIT [01-05-2020]
- Notice of Online B.A.(P) AND B.Com 1st yr 2nd Semester Classes [29-04-2020]
- Notice regarding online Academic Counselling sessions (PCP classes) [27-04-2020]



About Us ▾

Academics ▾

Students ▾

CBCS ▾

Online Classes

Library ▾

Placement Cell

E Cell

ICC


Guest Faculty ▾

Student Login

Fill the 'SOL ROLL NO' and 'BAR CODE' as
printed on your SOL ID Card

 SOL ROLL NO

00-0-00-000000

 BAR CODE

BAR CODE

Login

**Step 3 - Yaha apna SOL
ROLL NO aur BARCODE
enter kare. Phir Login
button par click kare.**

Ye apka dashboard hai.



School of Open Learning
(Campus of Open Learning)
University of Delhi



Hello, Student



My Account ▾

Notice

[Click here for online Classes and Schedules](#)

Dear Student your Microsoft Team login id is : 18-1-00-xxxxxx@sol-du.ac.in and default password is [sol#18000000001](#). You will not be able to join class without this login id and password.

Please download Microsoft Teams App from <https://play.google.com/store/apps/details?id=com.microsoft.teams> if you are using Mobile/Tablet.

For Laptop/Desktop user type or click <https://teams.microsoft.com/> and use above user-ID/Password.

All Communications/Class Schedule/Announcement will be posted here it will be seen here in your activity.

[Virtual Information and counseling centre](#)



My Account ▾

Notice

[Click here for online Classes and Schedules](#)

Step 4 – Diye gaye link par click karke Microsoft Teams app apne mobile par download kare.

Dear Student your Microsoft Team login id is 18-1-00-xxxxxx@sol-du.ac.in and default password is [sol#180000000001](#). You will not be able to join class without this login id and password.

Please download Microsoft Teams App from <https://play.google.com/store/apps/details?id=com.microsoft.teams> if you are using Mobile/Tablet.

For Laptop/Desktop user type or click <https://teams.microsoft.com/> and use above user-ID/Password.

All Communications/Class Schedule/Announcement will be posted here it will be seen here in your activity.



My Account ▾

Notice

[Click here for online Classes and Schedules](#)

Dear Student your Microsoft Team login id is **18-1-00-xxxxxx@sol-du.ac.in** and default password is **sol#180000000001**. You will not be able to join class without this login id and password.

Please download Microsoft Teams App from <https://play.google.com/store/apps/details?id=com.microsoft.teams> if y

For Laptop/Desktop user type or click <https://teams.microsoft.com/> and use above user-ID/Password.

All Communications/Class Schedule/Announcement will be posted here it will be seen here in your activity.

Step 5 – Microsoft Teams app download karne ke baad is link par click kare.

Microsoft Teams

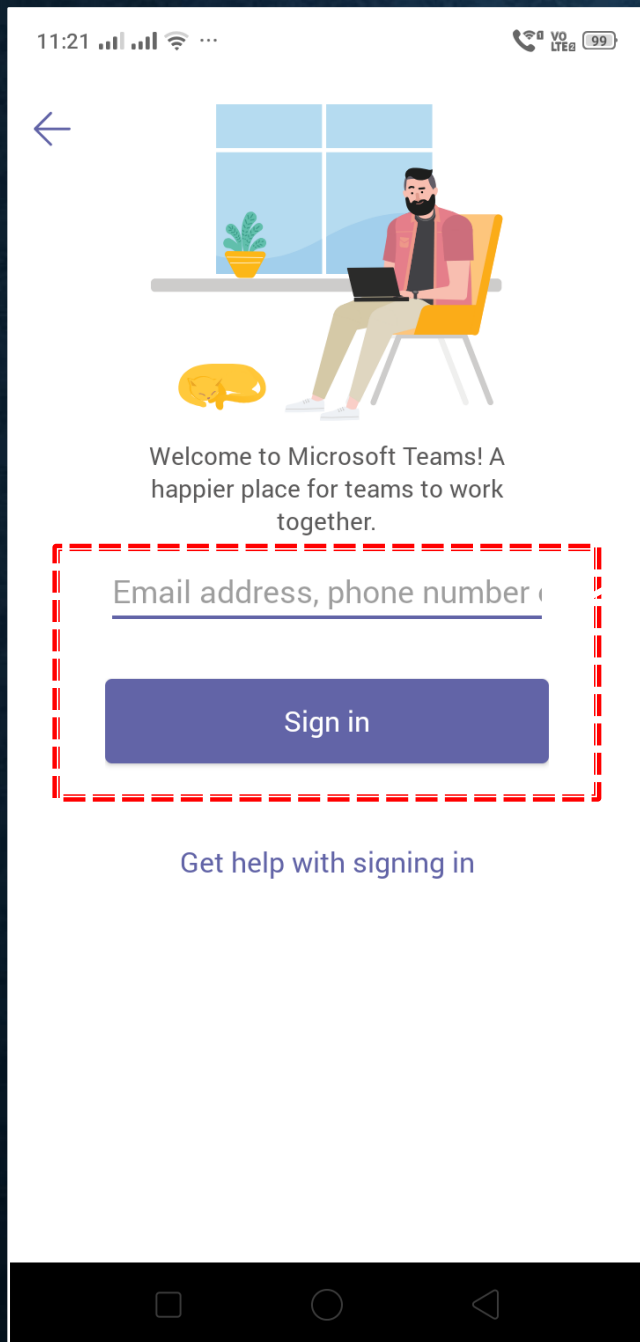


Meeting time!
How would you like to
join?

Join as a guest

Sign in and join

Step 5.1 – “Sign in and join” par click kare.



Step 5.2 – Yaha apna SOL ROLL NO enter kare aur sath mein @sol-du.ac.in lagaaye.

**Example ke liye –
18-0-00-000001@sol-du.ac.in**

Iske baad Sign in par click kare.

Note – Email Address mein apka koi bhi personal email id (Gmail, Yahoo, etc.) enter nahi hoga. Agar aap personal email id se login karenge to apko “**No Permission**” ka message show hoga.

11:22 (99)

Sign in to Microsoft Teams

Microsoft

18-1-00-xxxxxxx-@sol-du.ac.in

Enter password

Password

[Forgotten my password](#)

[Sign in with another account](#)

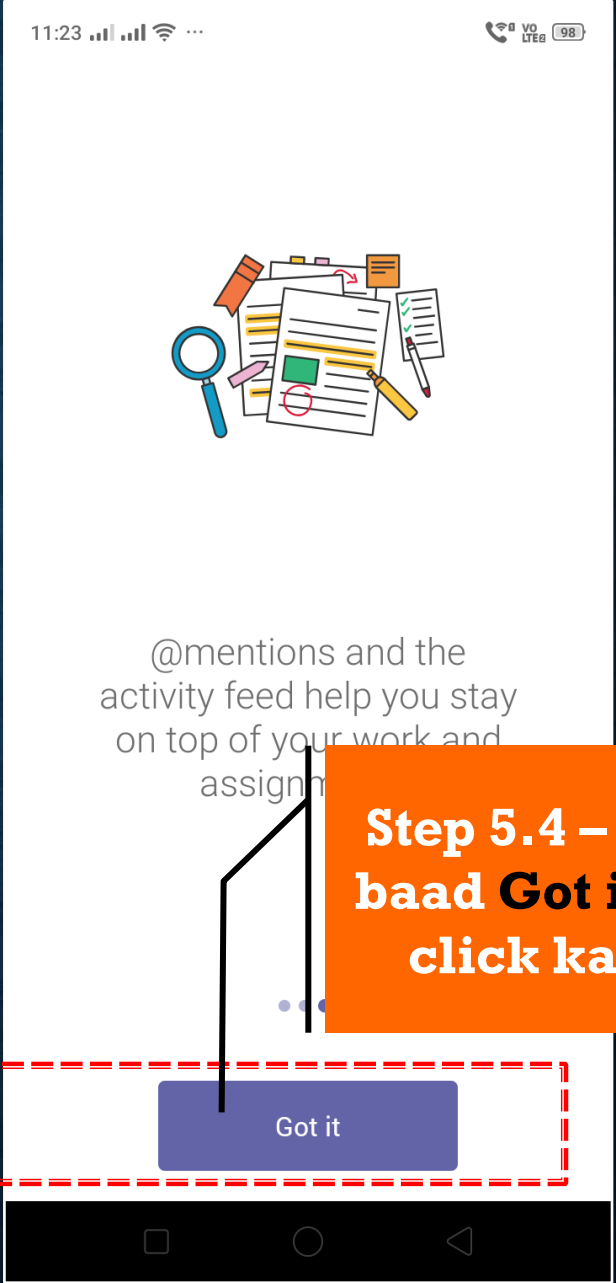
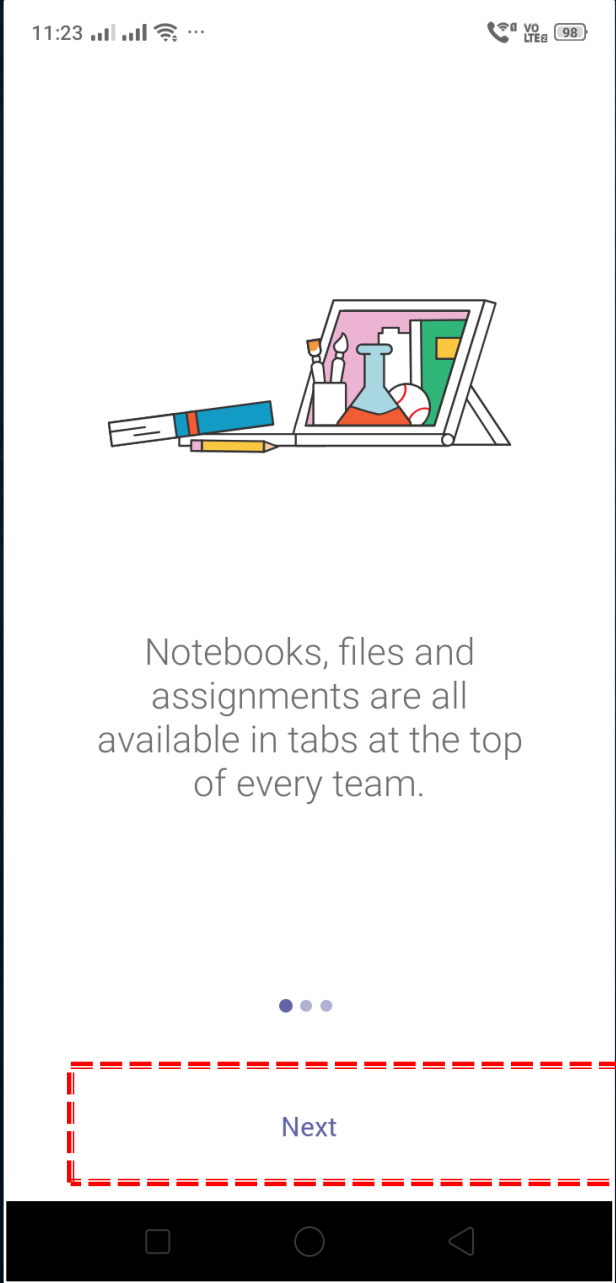
[Sign in](#)

[Terms of use](#) [Privacy & cookies](#) ...

**Step 5.3 - Yaha apna
Barcode enter kare aur
usse pehle **sol#** lagaaye.**

**Example ke liye –
sol#180000000001**

Iske baad **Sign in par click
kare.**



Step 5.4 – Iske baad Got it par click kare.

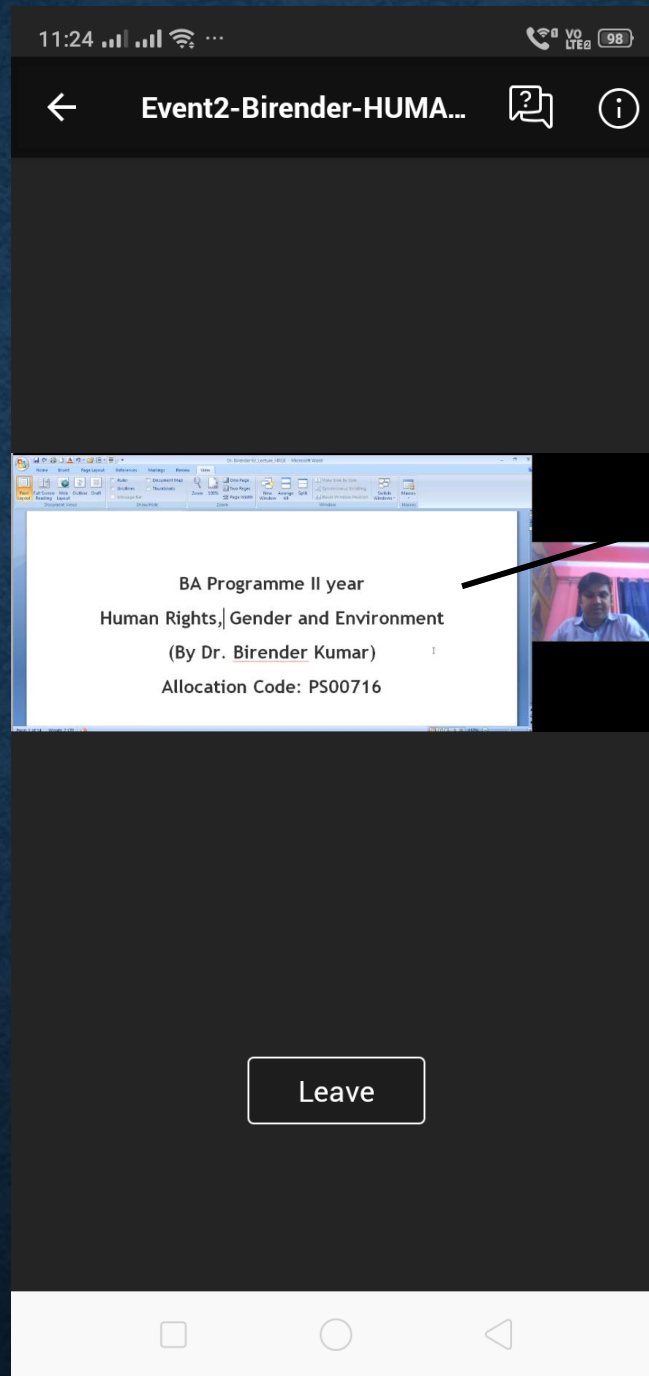


Microsoft Teams app install kare ke baad
ye steps follow kare.

Step 1 – <https://web.sol.du.ac.in/info/online-class-schedule> is link ko copy karke google par paste kare ya type kare.

Step 2 – Online Classes ke timetable mein se apne subject ke according classes ke saamne diye gaye “**Click here to join**” button par click kare.

Ye steps follow kare ke baad aap apne subject ki class mein join ho jayenge.



**Aapko apni class
is tarah se nazar
aayegi.**

Thank You